



## Universal Vaccines: Science is Shifting to One for Many Opinions

Shimon Shatzmiller\*, Inbal Lapidot, Rami Krieger, Galina Zats and Ludmila Buzhansky

Department of Chemistry, Ariel University, 40700 Ariel, Israel

### Foreword

The development of the COVID-19 vaccine [1] is possible only through the dedicated work of thousands of people and those who volunteer to take part in the research. We should be grateful to all of our clinical trial researchers and their research teams who partner in this effort and to all participants and their families who have and will volunteer to help make a difference for society [2]. The vaccine dose for placebo recipients in our studies was defined. To date, all participants aged 16 and over in our score trial have been offered the vaccine (Figure 1).

Pharmaceutical and drug research and development companies have been able to introduce effective vaccines for the coronavirus but the haste and speed with which things have been carried out, show today a lack of knowledge about the virus and vaccine. Therefore, various pharmaceutical companies are already cracking the more difficult question: The way to create a universal vaccine that will withstand all current and future variants of the virus. Already today, the disease is transmitted mainly by various mutants and very little through the original COVID-19. The way to deal with the virus and live with it is the most sought-after thing today. Such a universal vaccine is assumed to enable this coexistence. This is similar to the flu.

Did you have a moment last week where you breathed a sigh of relief, saying, "we passed the big hurdle"?

"I do not think we went through it; I think we are in a truce. I hope it is a truce that will continue and that the war will end. However, we are still in the roaring of the battle. Many threats are coming from outside and can develop here. More than a third of the country so it's not behind us, it's not that everything has passed.

### OPEN ACCESS

#### \*Correspondence:

Shimon Shatzmiller, Department of Chemistry, Ariel University, 40700 Ariel, Israel,

E-mail: shimon120@gmail.com

Received Date: 16 Apr 2021

Accepted Date: 08 May 2021

Published Date: 12 May 2021

#### Citation:

Shatzmiller S, Lapidot I, Krieger R, Zats G, Buzhansky L. Universal Vaccines: Science is Shifting to One for Many Opinions. *Ann Clin Med Res.* 2021; 2(3): 1030.

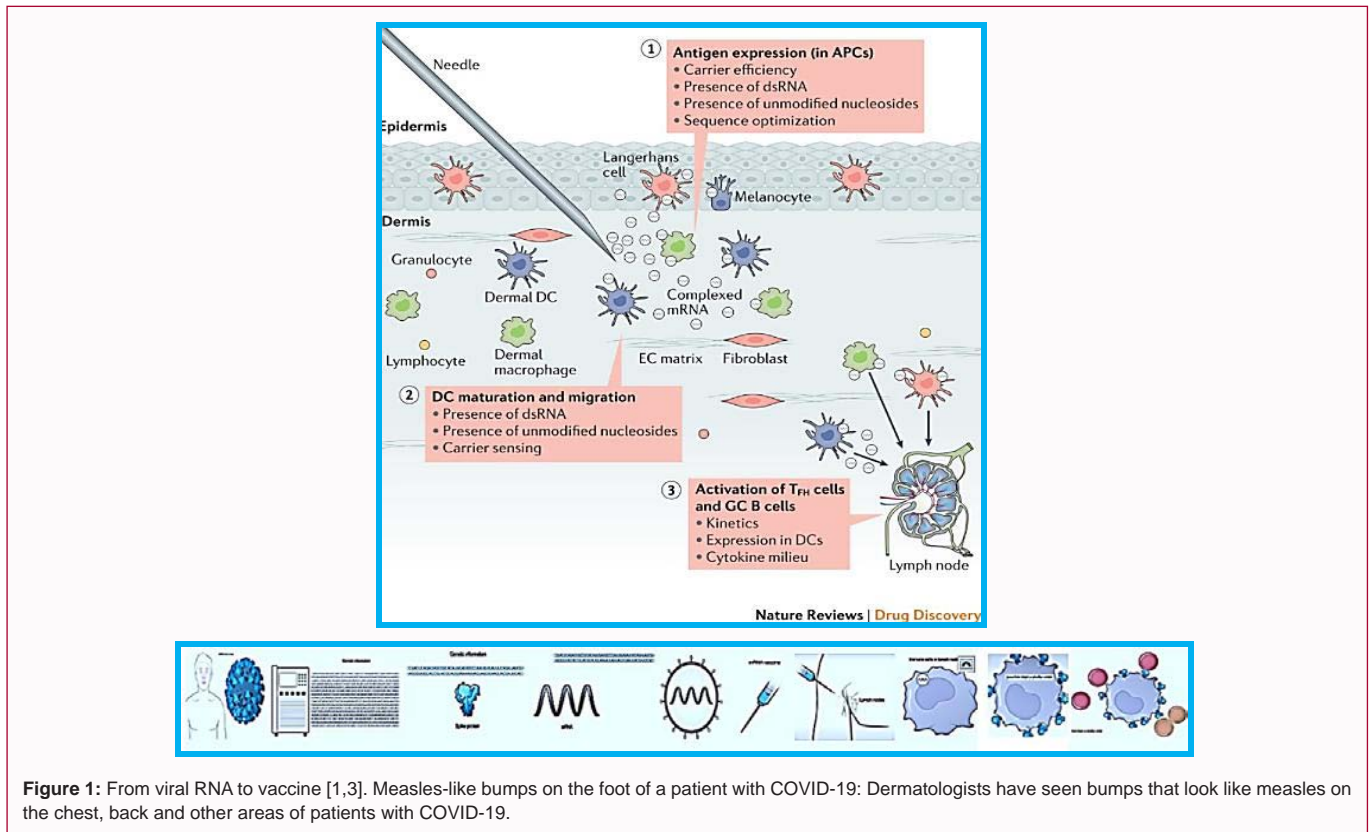
#### Copyright © 2021 Shimon

Shatzmiller. This is an open access article distributed under the Creative Commons Attribution License, which permits unrestricted use, distribution, and reproduction in any medium, provided the original work is properly cited.

The chief of the public health services at the Israeli Ministry of Health, who said yesterday that the "plague is on the wane", clarified in an interview with Ynet: "There are hundreds verified every day, and 37% of the population is not vaccinated. "Take care!!" On vaccines for children, she said: "There are discussions; even after FDA approval it will not be automatic." Eliminate masking outside? There is still no line.

Although the COVID-19 epidemic has passed the world in surprise, with many still debating how drastic the world has changed, scientists and global health Experts expected something like this Years. In his speech, President Obama stressed: The United States has to prepare for a return to schedule in 2014. And Mrey. Bill Gates and many others warned the world of the impending global pandemic caused by viruses. Both of them demanded that the scientific, industrial, and economic should prepare, some research is done but in low gear, too slowly. As we all experience today [4-6] and this more against the outbreak of a virus epidemic. But the world government's brag did not devote the full energy and means to its preparation. And here it happens. The world's leaders brag in a time that they can stop the virus. But they nowadays practically fail next in these battles. Stage fighting the virus. Coronaviruses are notorious for their flow from Animals to humans. Given the outbreaks of SARS in 2002 (massively) and MERS-CoV in 2012 (starting in Camels). Researchers have long been calling the biotechnological, the scientific, and industrial systems. It is needed to develop an anti-coronavirus vaccine - Such a shield against all forms of coronavirus. One of the reasons it could have been the produced vaccines for COVID-19 so fast because of advances in technology, such as the RNA-based currently applied mRNA vaccination.

COVID-19 is a very complex disease. The virus that causes COVID-19 attacks the body in many different locations and organs the nervous, ranging from mild to life-threatening. Body functions are damaged. A variety of organs and tissues of the body can be affected, including the blood.



**Figure 1:** From viral RNA to vaccine [1,3]. Measles-like bumps on the foot of a patient with COVID-19: Dermatologists have seen bumps that look like measles on the chest, back and other areas of patients with COVID-19.

Robert Brodsky, a hematologist who runs the Department of Hematology, and Phnagis Gliatus, an expert in lung disease and critical care, talk about blood problems related to SARS-CoV-2 - the coronary virus that causes COVID-19 - and what you need to know:

The effect of blood clots on the coronavirus the whole body.

In addition to the respiration organs, the lungs, blood clots, including those associated with COVID-19, can also become harmful [7]:

The nervous system for example: The formation of blood clots in the arteries leading to the brain can cause a stroke. Some young and healthy people in the past who developed COVID-19 have had a stroke, possibly due to abnormal blood clotting. The kidneys for example: Blockage of the blood vessels in the kidney, with blood clots, leads to kidney failure. In such circumstance, it can also complicate dialysis if the clots clog the "machine filter" designed to remove infections in the blood. Peripheral blood vessels and "COVID toe": Small blood clots can close in the tiny blood vessels. When this happens, close to the skin, it can cause a rash. Some people who tested positive for COVID-19 develop tiny blood clots that cause reddish or purple areas on the toes [8] (Figure 2).

Which can disintegrate or hurt. Sometimes called the COVID toe, the rash is similar to cold sores. 1. COVID-19, Blood and Immunity: A Way of Treatment? Sign up now 2. What about coronary heart disease and people with sickle cell disease? 3. Is it possible to spread coronary heart disease through blood? Can mosquitoes transmit the coronary virus? 4. Can you donate blood if you have had coronary heart disease? 5. Do certain types of blood carry a higher risk of coronary heart disease? [9,10]

What is a vaccine? Infectious diseases cause many deaths



**Figure 2:** Measles-like bumps on the foot of a patient with COVID-19: Dermatologists have seen bumps that look like measles on the chest, back and other areas of patients with COVID-19.

worldwide, and their clinical management is often impaired due to the emergence of multifunctional strains. Therefore, vaccine prevention is currently the best way to beat them. Needed badly is a vaccine is a biological substance that provides active acquired immunity to uncommon diseases. A vaccine usually contains a substance similar to the microorganism that causes the disease. It is sometimes produced from killed or weakened forms of a bacterium, toxins, or the surface proteins. AS protection, the body's immune system is stimulated to recognize the agent as a threat and destroy it, and any of the microorganisms it encounters later.

Type of vaccines: Vaccines can be prophylactic (e.g., to prevent or reduce the effect of future inflammation and infection by a pathogen), or therapeutic (e.g., cancer vaccines researched). Vaccines exist in many different forms, containing a live, attenuated virus, or an inactive microorganism, or some unique molecular component of the



Figure 3: Cartoon depicting integrated function of the brain [16].




Figure 4: All brain functions are geared normally in case of interoception this geared property is lost. Immune cell "swallows" viruses (endocytosis).

organism that causes the disease. Vaccines can usually be classified as follows: live attenuated vaccine, inactivated vaccine, subunit vaccine, vector vaccine, conjugated vaccine, DNA and RNA vaccine, and more [11].

Major technologies for vaccines

- Silico Vaccine Design
- Live Attenuated and Killed Vaccine Design
- Subunit Vaccine Design
- Monoclonal Antibody Vaccines
- Total Synthetic Vaccine Design
- DNA and RNA Vaccine Design
- Viral Vector Vaccine Design
- Hapten Conjugate Vaccine Design
- Cell Based Vaccines
- Vaccine Target Validation
- Virus-Like Particles Based Vaccines
- Plant-based Vaccines

A Major target for COVID infection in the brain. Brain Damage may result in cessation of the interoception and finally to death [12,-15].

Figure 3 cartoon depicting integrated function of the brain [16].

Everyone knows that currently; humans are doing a pretty bad job. Right now, in solving our most challenging problems of the

Century. (Enter the topic of your choice ... for example, climate change, global poverty, nature protection, antibiotic abuse, armed conflict, economic stability, or No matter what).

On the other hand, we know that 'evolving reflexes' humans do a very good job of protecting us from fast-moving objects, preventing us from falling from heights or cutting or burning ourselves, warming up to solid objects or being bitten by snakes., Or eat food that has disappeared. So, if these two things are true (i.e., we succeed with issues where we have explicitly developed behaviors to guide us, but we fail at other issues where there seems to be no built-in behavioral response), then it seems we can draw a very clear conclusion that we do not have the right brain type for the century. -21. Well, if this is right we are in a real pickle.

The first universal coronavirus vaccine will start human trials this year [17,18] (Figure 4).

The coronavirus that is spreading around the world is not the first to jump into humans, and it seems that it will not be the last. SARS-CoV-2 vaccines have been developed in record time and are functioning well.

However, now we urgently need a different kind of vaccine, scientists say: one that will protect us from other coronaviruses, even those we have not yet encountered.

This is a daunting challenge, and yet, work has already begun on creating such a novel "universal vaccine". The human trials of potential candidates planned to begin later this year [19].

Many Zoonotic diseases have killed and are still killing today in humans, vaccines found in both humans and animals. It is primarily known for rabies, which is transmitted to many animals, including

wolves and cats and dogs and bats. It is a viral disease that causes brain damage and [20,21] ends, with the vanishing of the brain's way to operate the living (life) of the body, the interoception (It encompasses the brain's process of integrating signals relayed from the body into specific subregion), as a cause of death. Today, humanity is facing a new Zoonotic disease, COVID-19, which is raging worldwide. Several effective vaccines have now been discovered for this disease but only partially halted because the child population is not approved for vaccination at this stage [22].

You are here: Home/Sensory and Behavior/what is Interaction? Eighth sensory system.

What is an interaction? Eighth sensory system.

Affiliate links and referrals are used below to promote products I like and recommend. I receive a commission on every purchase made through these links. See my discovery policy for more details.

Until a few years ago I never heard of an interception. When I attended a course in behavioral and sensory processing, an interception was mentioned. This intrigued me and I decided to explore more. The problem is that not much research has been done on interception. So today I want to help answer the frequently asked question "What is an interception?" And help slightly remove this eighth sensing system.

What is an interaction? Eighth sensory system.

Connect with your children while exploring sensory processing.

What are the 8 senses?

Before we start discussing interception, I want to give a brief overview of all sensing systems.

The sensory system is part of the bodies' nervous system. It is responsible for processing sensory information. The sensory system consists of sensory receptors, neural pathways and parts of the brain involved in sensory perception.

What are the 8 senses?

Most people learn about the 5 common senses, but not everyone knows that there really are 8! I did not even realize there were 8 until a few years ago (I knew there were 7, but the eighth surprised me).

So what are they?

Touch

Hearing/hearing

Visual/visual

Taste

Smell

Proprioception

Vestibular

If you would like to get more basic information about the 8 sensory systems, you can check out my post on all 8 senses of the sensory system. I also have a 9-day free e-mail series on sensory processing that gives you one-page print pages per system throughout the series.

What is sensory processing? Free e-mail series to explain everything sensory!

What is an interaction? Explain Nitty Gritty

Interaction is the sense of knowing what is going on inside our body.

Things like feeling:

Hunger

Thirst

Tired

Feeling pain

Temperature (feeling hot or cold, etc.)

Use of services

Any other inner feelings

## Science Behind Interception

We have already learned that interception is an internal sensory system of the body. Your body is full of sensory receptors that tell you where your body parts are. These receptors are located in your muscles and joints. It helps you understand what is happening around you and how your body moves in this environment.

Something similar happens with the interaction, except that the receptors are inside your skin and body organs. All of these receptor's report to your brain with information about what is going on in your body.

All this helps to regulate your body functions such as hunger, thirst, bath needs, pulse, digestion etc.

With their exquisite antigenic specificity, human vaccines have greatly helped to eliminate or dramatically diminish the incidence of many historical and current plagues, from smallpox to bacterial meningitis. Nevertheless, as new infectious agents appear, and the number of diseases that can be prevented by the vaccine increases, the practice and benefits of a single-pathogenic or disease-targeted vaccine may pose a risk by timely production constraints, formulation complexity and regulatory hurdles. During the last influenza pandemic, vaccine producers and health authorities' extraordinary efforts have had little or no influence on disease prevention or mitigation. Recent work has demonstrated the possibility of protecting against all influenza. Virus types or even which are phylogenetically distant pathogens with vaccines based on the highly conserved peptide or saccharide sequences may change our paradigm. "Universal vaccination" strategies can be particularly helpful in treating antibiotic-resistant bacteria and fungi, which are not currently vaccinated [23].

COVID-19 has already produced fatal consequences for a social, economic and health society, with more than one hundred million documented cases and 2.3 million deaths. Although this epidemic is far from over [24], we now have access to the tools to end it, with the largest and fastest worldwide vaccine deployment. That we got there so fast is amazing, but we may not be so lucky next time. More venomous and deadly corona air wings are waiting in the wings. Thus, the world needs a universal vaccine against a virus.

The short periods of time with which safe and effective COVID-19 vaccines have been developed and put in place is unprecedented, lasting less than a year. However, suppose we encountered a more nasty strain with a higher mortality rate than cases compared to acute

respiratory syndrome Coronavirus 2 (SARS-CoV-2). In that case, this rapid time frame may not be sufficient to prevent many 1918 deaths from influenza, which killed more than 50 million. Furthermore, there is an ongoing risk that the virus will collapse in ways that make the existing vaccines in COVID-19 more effective - as we have already seen with version B.1.351 first identified in South Africa - or even ineffective [25].

In parallel, the recent convergence of technological advances in the biomedical, computing, and engineering sciences has ushered in a new antigen and vaccine discovery era. High-performance computing and machine learning, along with structural modeling, can greatly accelerate the detection of common antigenic targets shared between coronaviruses. Genetic sequences of coronavirus animal gene sequences can be used to model the evolutionary evolution of viruses. Ongoing efforts to decipher the principles of immunity in aging populations can improve vaccines' effectiveness for the most vulnerable people. Collectively, studies now show that the development of a universal vaccine for the coronavirus virus is scientifically possible.

It has to be a global effort. Responsible planning is required to identify key scientific topics and a framework for funding and sharing information, data and resources. At an early level, it will be important gear in a world major organization like the WHO. Besides, global efforts are required to identify specific neutralizing antibodies of the coronavirus virus in order to facilitate antigen detection against the coronavirus.

All of this cannot happen until all stakeholders across governments, industry, academia and NGOs (Non-Governmental Organizations) recognize it as a global public health priority. With COVID-19, much of the foundations were laid. Waiting until the crisis is over can prove to be a failure. It is estimated that the current epidemic will cost between \$8 and \$16 trillion worldwide, 500 times more than will be needed to prevent the next epidemic.

This is not to say that it will be easy, and that a stepwise access from COVID-19 to the Pan-Coronavirus to universal virus vaccines may be required. SARS-CoV-2 adapts rapidly to humans, and new coronaviruses are mutating, recombining, and replicating in bats and other animal species, in a position to jump species sometime in the future. If you choose to wait for the next coronavirus to appear, it may be too late, as it was with COVID-19. Creating the tools to prevent the next viral epidemic is within our means and should be seen as a priority.

Before the advent of the newest animal-borne disease, COVID-19, the world was in the final mile of eliminating one of the oldest viable diseases - rabies. For about 4,000 years humanity has been dealing with this contagious disease. Rabies has one the highest mortality rate of any [26] the conventional infectious agent close to 100 percent. And it is practically always transmitted to people through bites from infected animals (dogs). As we know, the vaccine for dogs was developed as early as 1799. Extensive vaccination and other contraceptives have since saved about 2.9 million lives a year. Vaccinating dogs is not cheap and prevents transmission to humans. But this painful disease continues to kill about 60,000 annually: often children under the age of 15 across Africa and Asia. Part of the challenge is that eradicating rabies has been a victim of its own success: with millions of lives saved and tremendous progress in recent years, it is difficult to maintain momentum in the last mile, as victims are often the poorest people of

the miserable living in far away communities [27].

Now the whole world is the grip of a new plague that is bringing back the fight against rabies.

Inflamed brains, toe rashes, strokes: Why COVID-19's weirdest symptoms are only emerging now [28].

Also, for a much rarer syndrome called Guillain-Barré, in which the body's immune system attacks the nerves. In milder cases, encephalitis may cause flu-like symptoms; in more severe cases, it can cause seizures, paralysis and confusion.

COVID-19 is not a breakthrough, as many different viruses like herpes, tick-borne viruses or the rabies and the original SARS - can cause encephalitis, when one of these viruses invades the nervous system [29-31], it can damage and ignite the brain by direct killing cells or by inviting the immune system to do the job, similar to a "cytokine storm" [32,33], and Kawasaki like symptoms [34]. In the case of the COVID-19 pandemic, Tyler says: "the cause is unknown".

With Guillain-Barré, the immune system attacks the network of nerves and nuclei that run throughout your body. This disorder tends to appear weeks after a bacterium has cleared the body and can cause weakness and tingling in the limbs that can eventually in the extreme cases lead to paralysis. Although this health disorder has only been observed in a handful of COVID-19 case reports, Tyler thinks its connection is not just a coincidence.

Scientists do not really know the exact mechanisms of Guillain-Barré, but it seems to be related to what is known as the body's acquired immune system, which responds to the pathogens by finding new specific antibodies to fight it. These antibodies take weeks to develop and are usually protective, but they are occasionally considered a snout, attacking the nerves and coating.

## **New Cause of COVID-19 Blood Clots Identified**

Blood clots continue to wreak havoc in patients with severe COVID-19 infection, and a new study explains what may trigger them in up to half of patients. The culprit for this disadvantage is: an autoimmune antibody that circulates in the blood attacks the cells, and activates arterial clots, veins and microscope vessels. Blood clots can cause life-threatening events such as stroke. And in COVID-19, tiny blood clots can restrict healthy blood flow and impair oxygen exchange. These clot-causing antibodies, frequently seen in patients with antiphospholipid syndrome. A disorder outside of the new coronavirus virus infection. The link between auto antibodies and COVID-19 was unpredictable, says parallel author Eugene Kenneth, a doctoral student, professor at the Center for Cardiovascular Medicine in Michigan Medicine and research researcher at the Heart, Lung and Blood Institute at the NIH [35] (Figure 5).

We need a more universal vaccination facility sooner than later.

Now, we're in luck that we have some, active, COVID-19 vaccines. But as the SARS-CoV-2 virus develops rapidly, there is already concern that these vaccines will not be as effective on some of the virus's new variations.

This means that two scenarios make a universal vaccine for the coronavirus virus highly effective. The first and most immediate concern is whether the COVID-19 virus changes to evade existing vaccines. There have been reports that there are vaccines that are not

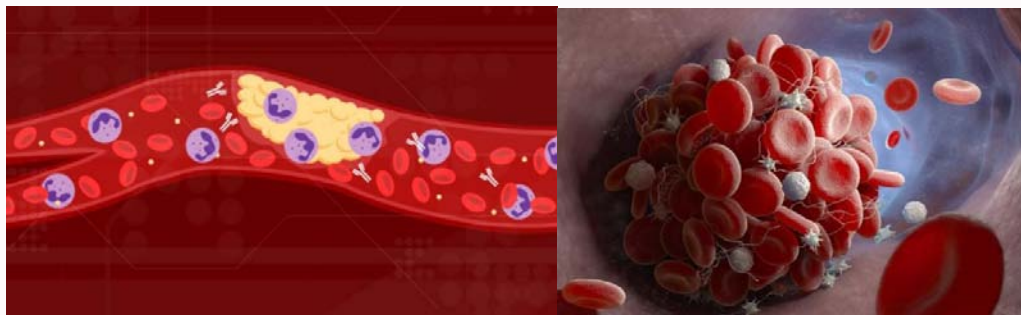


Figure 5: Blood clots [34].

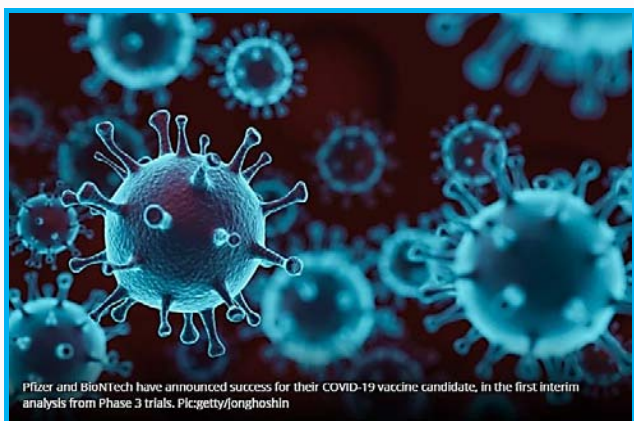


Figure 6: Pfizer CEO Albert Bourla spoke with NBC News' Lester Holt about the company's COVID-19 vaccine's next steps [36].

effective against some new versions, but it seems to be a problem in preventing minor diseases and mostly just worrying about some virus variations. Moreover, it seems that the vaccines we have still protect against serious diseases and death even from new variations of the virus [36].

Figure 6 A third Pfizer dose? The COVID-19 vaccine maker is studying booster shots.

Despite 95 percent effectiveness in preventing corona virus infection after two doses of vaccine, Pfizer is now seeing what a third dose might do.

On Thursday, the company announced that it is testing an accelerating dose among people who received the first doses of the vaccine more than six months ago.

In the fight against COVID-19, vaccination is a critical part of tackling the global health crisis by reducing rates of infection, disease and death worldwide. Pfizer and BioNTech took advantage of their Decades of scientific expertise in meticulous planning and execution. Phase 3 Clinical Trial Program to make Pfizer-BioNTech COVID-19 vaccine accessible as quickly and safely as possible. 700/5000.

Scientists are currently continuing to evaluate data from this Zionist experiment, starting new trials in special populations, such as pregnant women and children under 12. Companies are also planning studies to assess the potential need for various supplements or vaccines if recently appeared versions have evaded protection. Offered by existing vaccines. The Pfizer-BioNTech COVID-19 vaccine has not been approved or approved by the US Food and Drug Administration

(FDA), but has been authorized for emergency use by the FDA as part of the Emergency Use of Corona 2019 (COVID-19) for use in people of all ages 16 and up. "Emergency use" of this product is authorized only for the purpose of declaring that there are circumstances that justify approval for "emergency use" of the medical product under section 564 (b) (1) of the FD&C Act unless the declaration has been terminated or the approval has been revoked early [37-39].

## References

1. Pardi N, Michael JH, Frederick WP, Weissman D. mRNA vaccines - a new era in vaccinology. *Nature Reviews. Drug Discovery*. 2018; 17:61-79.
2. Coronavirus COVID-19 Vaccine Updates.
3. Shatzmiller S, Krieger R. mRNA Technologies for the Combat with COVID-19. *Med Clin Res*, 2020;5(9):68-75.
4. "Obama Warned The U.S. To Prepare For A Pandemic Back In 2014.
5. "The next outbreak? We're not ready | Bill Gates.
6. Bil Gates (2018) "The next epidemic is coming. Here's how we can make sure we're ready".
7. What Does COVID Do to Your Blood?
8. COVID toes, rashes: How the coronavirus can affect your skin.
9. <https://www.hopkinsmedicine.org/health/conditions-and-diseases/coronavirus/what-does-covid-do-to-your-blood>
10. What Does COVID Do to Your Blood? | Johns Hopkins Medicine.
11. [https://www.creativebiolabs.com/vaccine/vaccinetechnology.htm?gclid=Cj0KCQjwJPaCBhDKARIsAISZN7RpKMNhZd3rHuHuPn16AfxiQsSzH5wDFxWcg1rmKPTIvOp2DtIvWYaAhwbEALw\\_wcB](https://www.creativebiolabs.com/vaccine/vaccinetechnology.htm?gclid=Cj0KCQjwJPaCBhDKARIsAISZN7RpKMNhZd3rHuHuPn16AfxiQsSzH5wDFxWcg1rmKPTIvOp2DtIvWYaAhwbEALw_wcB)
12. <https://whhttps://www.ecronicon.com/ecpt/si/ECPT-01-SI-01.pdf>
13. [www.nature.com/articles/d41586-020-025995#:~:text=Affected%20brains&text=Of%20these%2C%2062%25%20had%20experienced,the%20swelling%20of%20brain%20tissue](http://www.nature.com/articles/d41586-020-025995#:~:text=Affected%20brains&text=Of%20these%2C%2062%25%20had%20experienced,the%20swelling%20of%20brain%20tissue).
14. Shatzmiller S, Zats GM, Lapidot I, Krieger R, Buzhansky L. Microbial inflammation and infection as a cause of the onset of neurodegenerative diseases. 2019.
15. <https://www.permaculturenews.org/2013/07/09/do-we-have-the-right-brain-for-the-21st-century-podcast/>
16. <https://www.youtube.com/watch?v=HDWNaJq9TrU>
17. <https://www.newscientist.com/article/mg24933233-500-first-universal-coronavirus-vaccine-will-start-human-trials-this-year/#ixzz6qBvWOuj9>
18. <https://www.newscientist.com/article/mg24933233-500-first-universal-coronavirus-vaccine-will-start-human-trials-this-year/#ixzz6qBvWOuj9>
19. <https://www.newscientist.com/article/mg24933233-500-first-universal->

- coronavirus-vaccine-will-start-human-trials-this-year/#ixzz6qBvjqZs3
20. Shatzmiller S. Combatting the pathological brain microbiome. *Acta Scientific Neurology*. 2019; 2(8).
  21. Bat Removal In Milwaukee: What To Do (skedaddlewildlife.com)
  22. <https://www.growinghandsonkids.com/interoception-8th-sensory-system.html>
  23. Cassone A, Rappuoli R. Universal Vaccines: Shifting to One for Many.
  24. <https://www.premiumpress.com/blog/thank-you-for-your-support-patience/>
  25. Wayne CK, Seth FB. A universal coronavirus vaccine. *Science*. 2021;371(6531):759.
  26. The persistent risk of rabies - The Horse Owner's Resource (equusmagazine.com)
  27. <https://allafrica.com/stories/202009280178.html>
  28. <https://www.nationalgeographic.com/science/article/kawasaki-stroke-why-coronavirus-weirdest-symptoms-are-only-emerging-now-cvd>.
  29. <https://www.spiritualia.be/blogs/tsenne%20kikke/2020/05/waarom-covid-19-s-vreemdste-symptomen-nu-pas-opduiken.html>
  30. <https://www.nationalgeographic.com/science/article/kawasaki-stroke-why-coronavirus-weirdest-symptoms-are-only-emerging-now-cvd>.
  31. Inflamed brains, toe rashes, strokes: Why COVID-19's weirdest symptoms are only emerging now (nationalgeographic.com).
  32. Shatzmiller S, Zats G, Lapidot I, Buzhansky L, Krieger R. Cytokine Storm: A Coronavirus Complication. *CPQ Microbiology*, 2020;3(6):01-07.
  33. <https://www.cdc.gov/mmwr/volumes/69/wr/mm6932e2.htmA>
  34. <https://medclinres.org/pdfs/2020/the-kawasaki-like-syndrome-in-children%E2%80%93a-further-development-of-covid-19-mcr-20.pdf>.
  35. Otman H, New Cause of COVID-19 Blood Clots Identified. 2020.
  36. <https://www.pei.de/EN/newsroom/hp-news/2021/210322-occurrence-cerebral-venous-thrombosis-vaccination-covid-19-astrazeneca.html>
  37. <https://www.gavi.org/vaccineswork/could-universal-coronavirus-vaccine-future-proof-our-response>
  38. <https://www.nbcnews.com/health/health-news/third-pfizer-dose-covid-19-vaccine-maker-studying-booster-shots-n1258775>
  39. <https://www.pfizer.com/science/coronavirus/vaccine/rapid-progress>